













TEAM LEADERBOARD

Salina Municipal Golf Course

| TEAM | | Thru | Total | Place |
|---|-----------------------------------|------|-------|-------|
| <i>* Click on school name to view score card</i> | | | | |
|  | Shawnee-Mill Valley HS | 18 | 323 | 1 |
|  | Shawnee Mission East HS | 18 | 327 | 2 |
|  | Topeka-Washburn Rural HS | 18 | 332 | 3 |
|  | Overland Park-Blue Valley West HS | 18 | 344 | 4 |
|  | Overland Park-Blue Valley HS | 18 | 348 | 5 |
|  | Manhattan HS | 18 | 354 | 6 |
|  | Olathe Northwest HS | 18 | 359 | 7 |
|  | Garden City HS | 18 | 372 | 8 |
|  | Lawrence-Free State HS | 18 | 399 | 9 |
|  | Olathe West HS | 18 | 421 | 10 |
|  | Dodge City HS | 18 | 422 | 11 |
|  | Derby HS | 18 | 428 | 12 |



Shawnee-Mill Valley HS

FRONT NINE

| HOLE | 1 | 2 | 3 | 4 | 5 | 6 | 7 | 8 | 9 | OUT | |
|-----------------|-----|-----|-----|-----|-----|-----|-----|-----|-----|------|--|
| YARDAGE | 377 | 115 | 436 | 126 | 365 | 281 | 435 | 138 | 397 | 2670 | |
| HANDICAP | 7 | 17 | 1 | 15 | 3 | 11 | 9 | 13 | 5 | | |
| PAR | 4 | 3 | 5 | 3 | 4 | 4 | 5 | 3 | 4 | 35 | |
| Megan Haymaker | 9 | 3 | 6 | 4 | 6 | 5 | 7 | 6 | 7 | 53 | |
| Caroline Lawson | 6 | 3 | 6 | 6 | 6 | 5 | 6 | 9 | 6 | 53 | |
| Sarah Lawson | 5 | 3 | 5 | 3 | 4 | 4 | 4 | 5 | 6 | 39 | |
| Libby Green | 4 | 3 | 5 | 3 | 5 | 4 | 5 | 3 | 5 | 37 | |
| Hannah Davie | 6 | 3 | 9 | 4 | 5 | 5 | 4 | 2 | 5 | 43 | |
| Ava Van Inwegen | 7 | 3 | 7 | 4 | 4 | 4 | 6 | 4 | 4 | 43 | |










































BACK NINE














































| HOLE | 10 | 11 | 12 | 13 | 14 | 15 | 16 | 17 | 18 | IN | TTL |
|-----------------|-----|-----|-----|-----|-----|-----|-----|-----|-----|------|------|
| YARDAGE | 433 | 135 | 300 | 377 | 344 | 115 | 352 | 130 | 390 | 2576 | 5246 |
| HANDICAP | 8 | 18 | 2 | 6 | 12 | 16 | 4 | 14 | 10 | | |
| PAR | 5 | 3 | 4 | 4 | 4 | 3 | 4 | 3 | 5 | 35 | 70 |
| Megan Haymaker | 7 | 3 | 6 | 5 | 5 | 6 | 6 | 4 | 5 | 47 | 100 |
| Caroline Lawson | 9 | 3 | 6 | 7 | 8 | 7 | 7 | 6 | 7 | 60 | 113 |
| Sarah Lawson | 5 | 2 | 4 | 5 | 4 | 3 | 3 | 4 | 4 | 34 | 73 |
| Libby Green | 4 | 3 | 4 | 5 | 4 | 4 | 6 | 3 | 4 | 37 | 74 |
| Hannah Davie | 6 | 4 | 5 | 4 | 5 | 4 | 4 | 7 | 6 | 45 | 88 |
| Ava Van Inwegen | 6 | 4 | 5 | 7 | 4 | 3 | 5 | 5 | 6 | 45 | 88 |






■ Ace
 ■ Double Eagle
 ■ Eagle
 ■ Birdie
 ■ Par
 ■ Bogey
 ■ Double Bogey
 ■ Other

INDIVIDUAL LEADERBOARD

Salina Municipal Golf Course

| GOLFER | | +/- Par Thru Total Place | | | |
|---|---|--------------------------|---|----|----|
| <i>* Click on name to view score card</i> | | | | | |
|  | Julia Misemer (9) -- Overland Park-Blue Valley West HS <i>** Finished 1st in playoff **</i> | +3 | F | 73 | 1 |
|  | Sarah Lawson (12) -- Shawnee-Mill Valley HS <i>** Finished 2nd in playoff **</i> | +3 | F | 73 | 1 |
|  | Libby Green (9) -- Shawnee-Mill Valley HS | +4 | F | 74 | 3 |
|  | Lauren Wood (12) -- Overland Park-Blue Valley HS | +5 | F | 75 | 4 |
|  | Alyssa McMillen (11) -- Garden City HS <i>** Finished 1st in playoff **</i> | +6 | F | 76 | 5 |
|  | TESS ROMAN (9) -- Shawnee Mission East HS <i>** Finished 2nd in playoff **</i> | +6 | F | 76 | 5 |
|  | Cassidy McMaster (11) -- Topeka-Washburn Rural HS | +7 | F | 77 | 7 |
|  | Victoria Klausner (11) -- Olathe Northwest HS <i>** Finished 1st in playoff **</i> | +9 | F | 79 | 8 |
|  | HANNA ROBINETT (10) -- Shawnee Mission East HS <i>** Finished 2nd in playoff **</i> | +9 | F | 79 | 8 |
|  | Abigail Depperschmidt (12) -- Topeka-Washburn Rural HS <i>** Finished 1st in playoff **</i> | +12 | F | 82 | 10 |
|  | CAMRYN MCATEE (12) -- Manhattan HS <i>** Finished 2nd in playoff **</i> | +12 | F | 82 | 10 |
|  | Emma Johnson (12) -- Derby HS | +14 | F | 84 | 12 |
|  | Kaitlyn Crough (9) -- Topeka-Washburn Rural HS | +15 | F | 85 | 13 |
|  | MARTHA SAFERSTEIN (11) -- Shawnee Mission East HS | +15 | F | 85 | 13 |
|  | Chloe Wood (10) -- Overland Park-Blue Valley HS | +15 | F | 85 | 13 |
|  | ELISE JACKSON (12) -- Manhattan HS | +16 | F | 86 | 16 |
|  | MEREDITH KINNEY (12) -- Hutchinson HS | +16 | F | 86 | 16 |
|  | Beatrice Lopez (12) -- Lawrence HS | +17 | F | 87 | 18 |
|  | MEGAN STOPPERAN (10) -- Shawnee Mission East HS | +17 | F | 87 | 18 |
|  | Hannah Davie (11) -- Shawnee-Mill Valley HS | +18 | F | 88 | 20 |
|  | Julia Kline (12) -- Olathe Northwest HS | +18 | F | 88 | 20 |
|  | ZOEY LEE (10) -- Wichita-East HS | +18 | F | 88 | 20 |
|  | Peyton Luttjohann (12) -- Topeka-Washburn Rural HS | +18 | F | 88 | 20 |
|  | Caitlyn Moore (10) -- Overland Park-Blue Valley North HS | +18 | F | 88 | 20 |
|  | Madeline Peterson (12) -- Overland Park-Blue Valley West HS | +18 | F | 88 | 20 |
|  | Ava Van Inwegen (10) -- Shawnee-Mill Valley HS | +18 | F | 88 | 20 |
|  | Kasey Hamilton (11) -- Topeka-Washburn Rural HS | +19 | F | 89 | 27 |
|  | HOPE ROBINETT (10) -- Shawnee Mission East HS | +19 | F | 89 | 27 |
|  | CALLEIGH SCOTT (12) -- Olathe East HS | +19 | F | 89 | 27 |
|  | Eunha Kim (12) -- Overland Park-Blue Valley West HS | +20 | F | 90 | 30 |
|  | Shae Montgomery-Stamps (12) -- Gardner-Edgerton HS | +20 | F | 90 | 30 |
|  | QUINCY HEPLER (10) -- Shawnee Mission East HS | +21 | F | 91 | 32 |
|  | Katlyn Killeen (12) -- Shawnee Mission North HS | +22 | F | 92 | 33 |
|  | Elena Lempke (12) -- Garden City HS | +22 | F | 92 | 33 |
|  | Madelyn Luttjohann (10) -- Topeka-Washburn Rural HS | +22 | F | 92 | 33 |
|  | ANDI SIEBERT (10) -- Manhattan HS | +22 | F | 92 | 33 |
|  | Breanna Galindo (12) -- Dodge City HS | +23 | F | 93 | 37 |
|  | Katharine Marcus (12) -- Overland Park-Blue Valley West HS | +23 | F | 93 | 37 |
|  | REAGHAN MARTIN (9) -- Hutchinson HS | +23 | F | 93 | 37 |
|  | Lauren Reddin (12) -- Overland Park-Blue Valley HS | +23 | F | 93 | 37 |
|  | ANNA SHOUP (10) -- Olathe East HS | +23 | F | 93 | 37 |

| | | | | | |
|---|--|-----|---|-----|----|
|  | KAMRYN BUSSMAN (11) -- Manhattan HS | +24 | F | 94 | 42 |
|  | Kylie Guerrein (11) -- Olathe Northwest HS | +24 | F | 94 | 42 |
|  | Beth Shniderson (11) -- Overland Park-Blue Valley Northwest HS | +24 | F | 94 | 42 |
|  | Sidney Henskensiefken (12) -- Shawnee Mission Northwest HS | +25 | F | 95 | 45 |
|  | Thalia Ramirez (11) -- Overland Park-Blue Valley HS | +25 | F | 95 | 45 |
|  | Rylie Hayden (9) -- Lawrence HS | +27 | F | 97 | 47 |
|  | Morgan Conley (10) -- Olathe Northwest HS | +28 | F | 98 | 48 |
|  | Claire Covert (10) -- Lawrence-Free State HS | +28 | F | 98 | 48 |
|  | RHYS PHIPPS (10) -- Manhattan HS | +28 | F | 98 | 48 |
|  | Kennedy Birk (11) -- Lawrence-Free State HS | +29 | F | 99 | 51 |
|  | Tyler Bane (11) -- Lawrence-Free State HS | +30 | F | 100 | 52 |
|  | Megan Haymaker (10) -- Shawnee-Mill Valley HS | +30 | F | 100 | 52 |
|  | Sophie Martins (10) -- Wichita-Haysville Campus HS | +30 | F | 100 | 52 |
|  | Kendall Starcevich (9) -- Olathe West HS | +30 | F | 100 | 52 |
|  | Addison Edmondson (11) -- Wichita-North HS | +31 | F | 101 | 56 |
|  | Ashtyn Turrentine (12) -- Garden City HS | +32 | F | 102 | 57 |
|  | Hannah Vaughn (11) -- Lawrence-Free State HS | +32 | F | 102 | 57 |
|  | Grace Yi (11) -- Garden City HS | +32 | F | 102 | 57 |
|  | Bailey Basham (10) -- Olathe West HS | +33 | F | 103 | 60 |
|  | ABEN RYAN (10) -- Manhattan HS | +34 | F | 104 | 61 |
|  | Ella Friess (11) -- Dodge City HS | +35 | F | 105 | 62 |
|  | Taylor Modrcin (10) -- Olathe West HS | +35 | F | 105 | 62 |
|  | Molly Foster (11) -- Overland Park-Blue Valley West HS | +36 | F | 106 | 64 |
|  | Morgan Nelson (12) -- Liberal HS | +36 | F | 106 | 64 |
|  | Madeline Herman (12) -- Olathe North HS | +37 | F | 107 | 66 |
|  | Emelia Taranto (11) -- Overland Park-Blue Valley North HS | +37 | F | 107 | 66 |
|  | Katheryn Lawrence (11) -- Lawrence-Free State HS | +38 | F | 108 | 68 |
|  | Olivia Gregg (12) -- Dodge City HS | +39 | F | 109 | 69 |
|  | Emma Kells (11) -- Garden City HS | +39 | F | 109 | 69 |
|  | Abbey Simonsen (10) -- Derby HS | +41 | F | 111 | 71 |
|  | Lauren Hartman (10) -- Overland Park-Blue Valley West HS | +43 | F | 113 | 72 |
|  | Caroline Lawson (10) -- Shawnee-Mill Valley HS | +43 | F | 113 | 72 |
|  | Alaina McCallop (12) -- Wichita-Haysville Campus HS | +43 | F | 113 | 72 |
|  | Lauren Richey (9) -- Olathe West HS | +43 | F | 113 | 72 |
|  | Lea Shamblin (9) -- Overland Park-Blue Valley HS | +43 | F | 113 | 72 |
|  | Macey Truitt (10) -- Derby HS | +43 | F | 113 | 72 |
|  | Rian Linenberger (10) -- Garden City HS | +44 | F | 114 | 78 |
|  | Reanna Bartlett Konrade (9) -- Dodge City HS | +45 | F | 115 | 79 |
|  | Kari Rainbolt (11) -- Lawrence-Free State HS | +45 | F | 115 | 79 |
|  | Riley Gaudreau (11) -- Olathe Northwest HS | +47 | F | 117 | 81 |
|  | Grace Hansen (11) -- Olathe North HS | +49 | F | 119 | 82 |
|  | Katheryn Gleason (11) -- Olathe Northwest HS | +50 | F | 120 | 83 |
|  | Chloe Johnson (9) -- Derby HS | +50 | F | 120 | 83 |
|  | Anna-Emilla Tuimala (12) -- Derby HS | +50 | F | 120 | 83 |
|  | CARTER MCFADDEN (12) -- Hutchinson HS | +52 | F | 122 | 86 |

| | | | | |
|---|-----|---|-----|----|
|  Tiley Fry (9) -- Dodge City HS | +53 | F | 123 | 87 |
|  Allison Keasey (11) -- Derby HS | +59 | F | 129 | 88 |
|  Josie Abernathy (11) -- Lawrence HS | +63 | F | 133 | 89 |
|  Ryann Sullivan (12) -- Olathe West HS | +70 | F | 140 | 90 |
|  Valeria Aguirre (10) -- Dodge City HS | +72 | F | 142 | 91 |